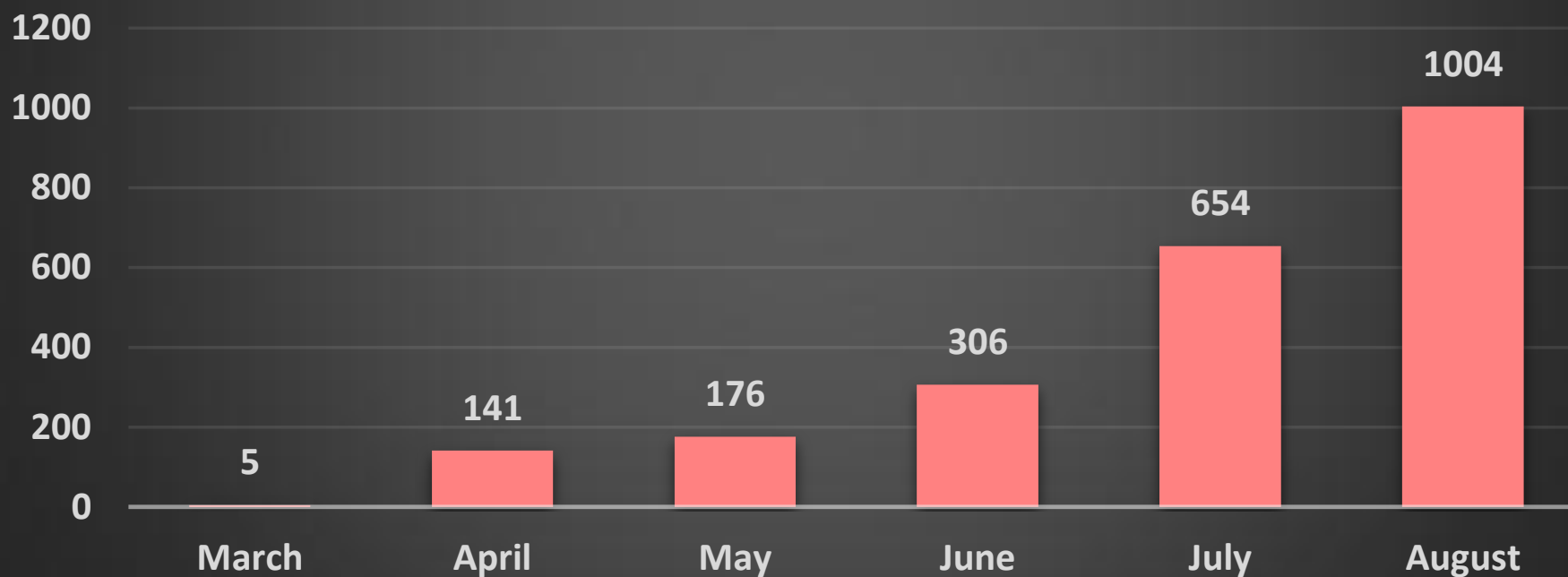


Total Positive Cases at the End of Each Month Rutherford County- COVID-19

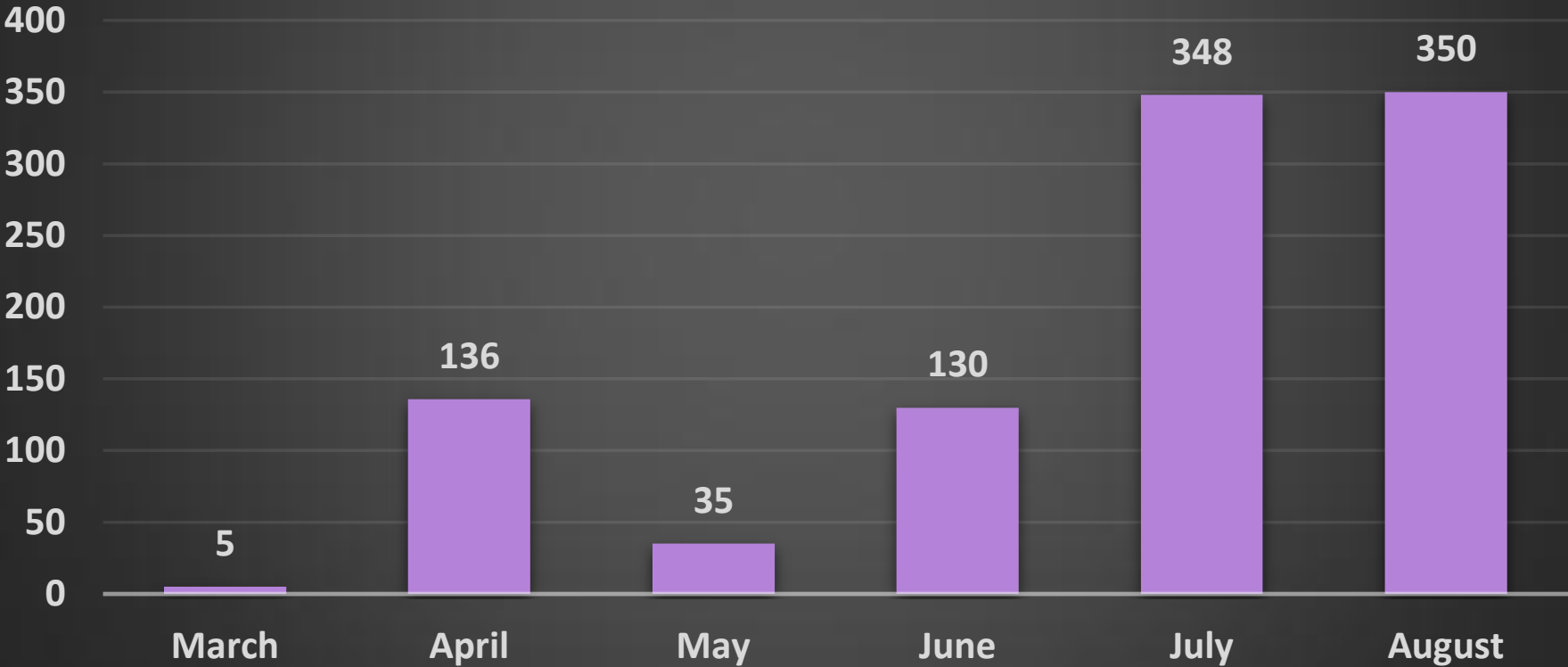
Updated: 09-01-20



New Positive Cases Each Month

Rutherford County- COVID-19

Updated: 09-01-20



COVID-19 DAILY STATISTICS**RUTHERFORD COUNTY**

Data Source: Foothills Health District

September 1, 2020

Total Tested	10,780
Total Negative Tests	9,624
Total Pending Tests	152
Total Positive Tests	1004

Percent Positive of Individuals Tested	9.4%
Households Affected	660

Breakdown of Positive Tests

Quarantined at Home	105
Quarantined at Hospital	15
Ages (25-49)	2
Ages (50-64)	7
Ages (65+)	6

Total Active Positives 120

Out of Quarantine	860
Deceased - Total	24
Ages (25-49)	1
Ages (50-64)	7
Ages (65+)	16

Breakdown of Positive Cases by Category

Female	532
Male	472
Ages (0-17)	91
Ages (18-24)	122
Ages (25-49)	383
Ages (50-64)	257
Ages (65+)	151
28018 (Bostic)	52
28020 (Casar)	1
28040 (Ellenboro)	80
28043 (Forest City)	339
28114 (Mooresboro)	77
28139 (Rutherfordton)	313
28160 (Spindale)	84
28167 (Union Mills)	27
28746 (Lake Lure)	31
American Indian	2
Asian	3
Black	204
Hispanic	117
Pacific Islander	1
White	677

ESTADISTICAS DIARIAS DEL COVID-19**CONDADO DE RUTHERFORD**

Fuente De Informacion: Distrito de Salud Foothills

Septiembre 1, 2020

Total de Examinados	10,780
Total de Casos Negativos	9,624
Total de Casos Pendientes	152
Total de los Casos Positivos	1004

Porcentaje Positivo de Individuos Evaluados	9.4%
Hogares Afectados	660

Desglose de los Exámenes Positivos

Cuarentena en el Hogar	105
Cuarentena en el Hospital	15
Edades (25-49)	2
Edades (50-64)	7
Edades (65+)	6

Total De Casos Positivos Activos 120

Fuera de la Cuarentena	860
Muertes - Total	24
Edades (25-49)	1
Edades (50-64)	7
Edades (65+)	16

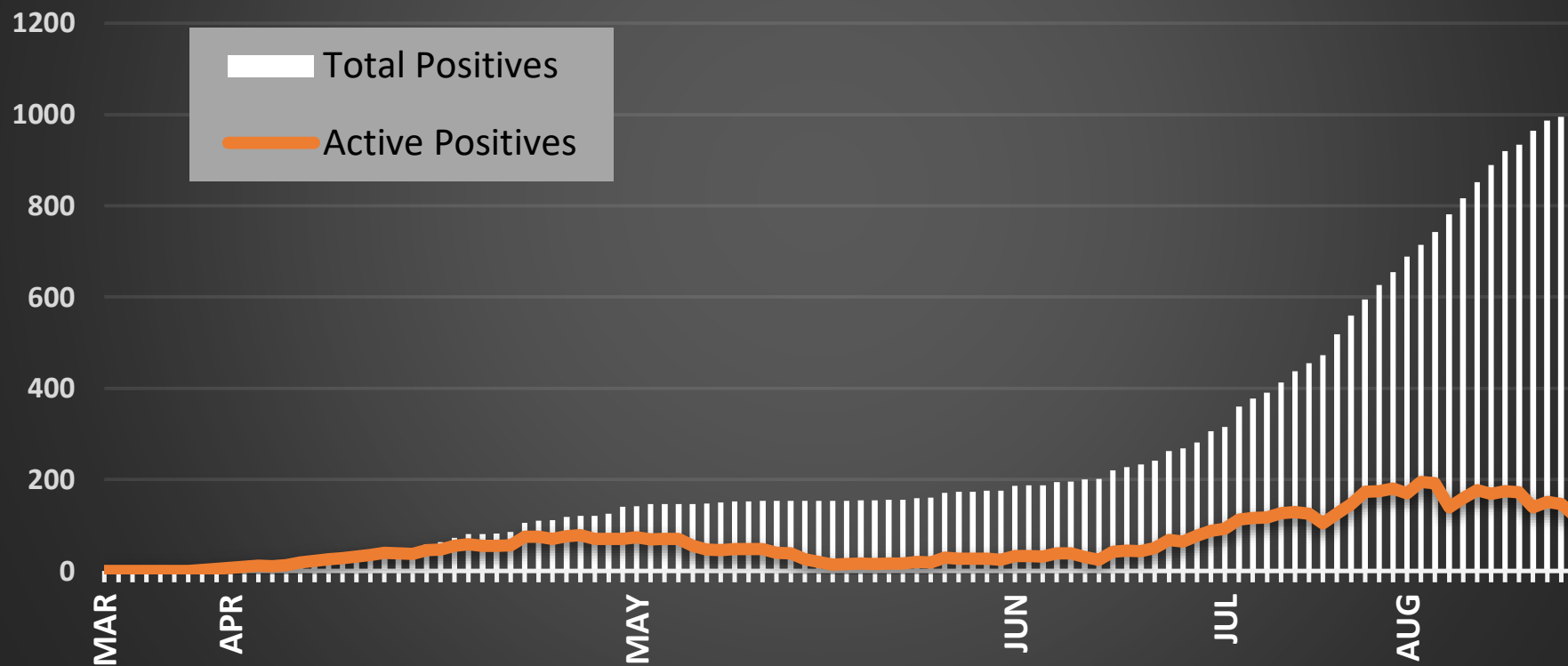
Desglose de Casos Positivos por Categoría

Hembras	532
Machos	472
Edades (0-17)	91
Edades (18-24)	122
Edades (25-49)	383
Edades (50-64)	257
Edades (65+)	151
28018 (Bostic)	52
28020 (Casar)	1
28040 (Ellenboro)	80
28043 (Forest City)	339
28114 (Mooresboro)	77
28139 (Rutherfordton)	313
28160 (Spindale)	84
28167 (Union Mills)	27
28746 (Lake Lure)	31
Indio Americana	2
Asiático	3
Negra	204
Hispana	117
Isleño del Pacífico	1
Blanca	677

TOTAL VS. ACTIVE POSITIVE CASES

Rutherford County - COVID-19

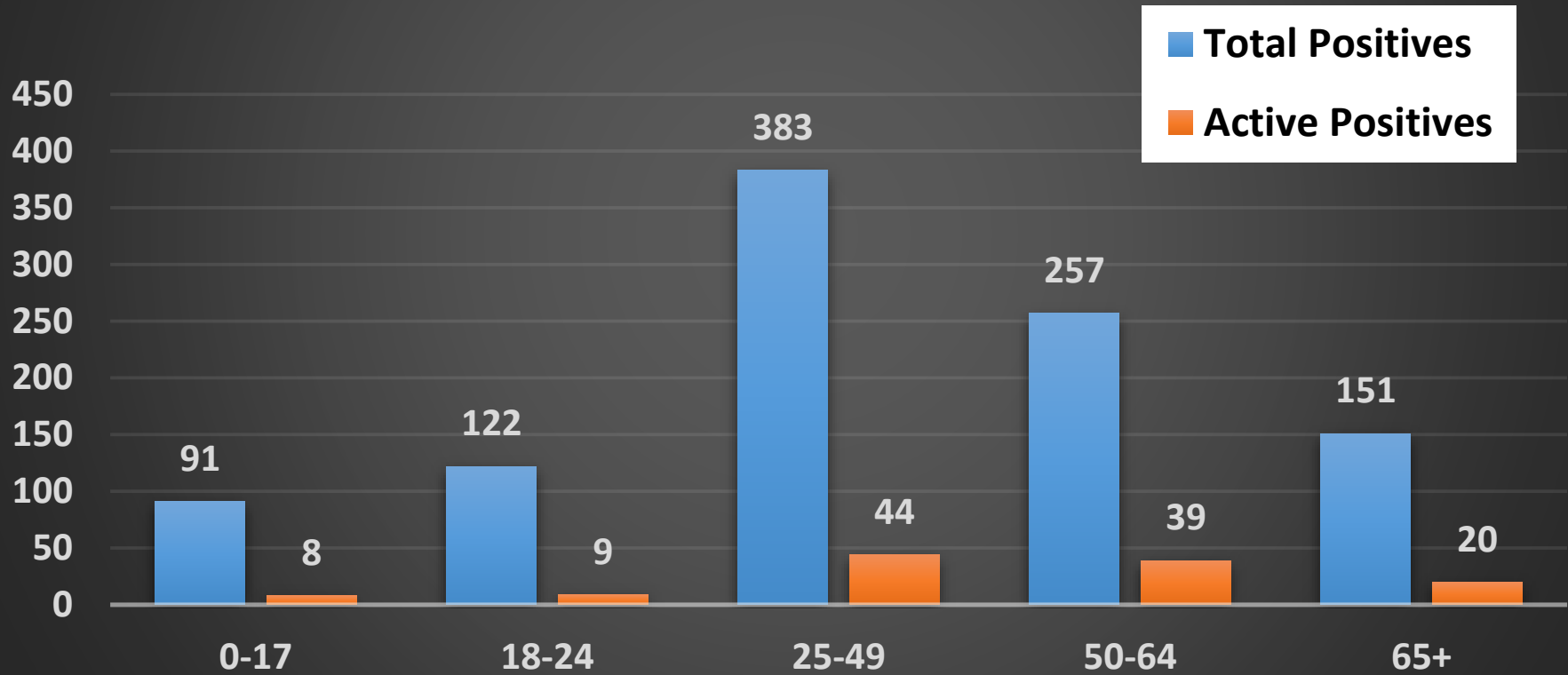
Updated: 09-01-20



AGE RANGES

Rutherford County- COVID-19

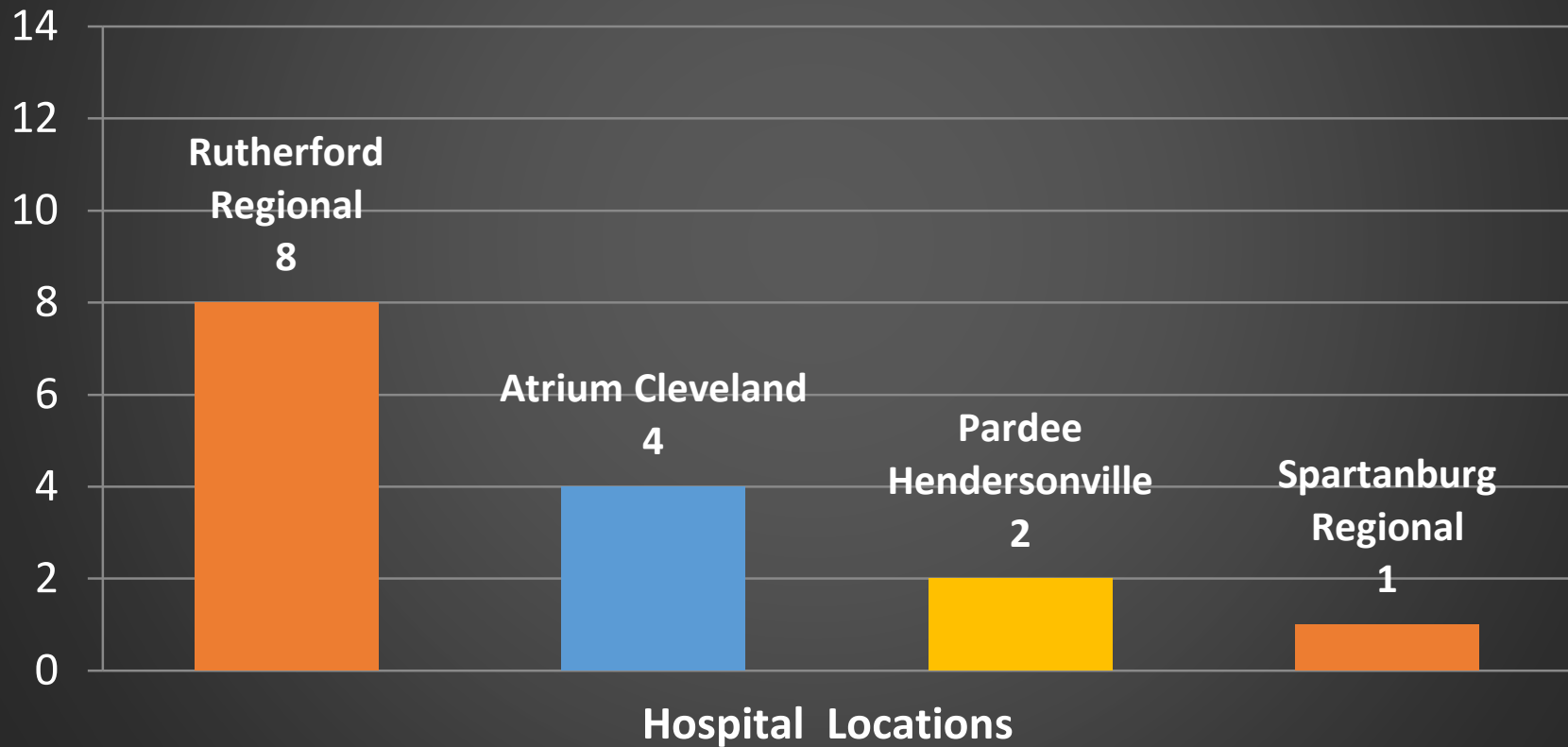
Updated: 09-01-20



CURRENT HOSPITALIZATIONS

Rutherford County- COVID-19

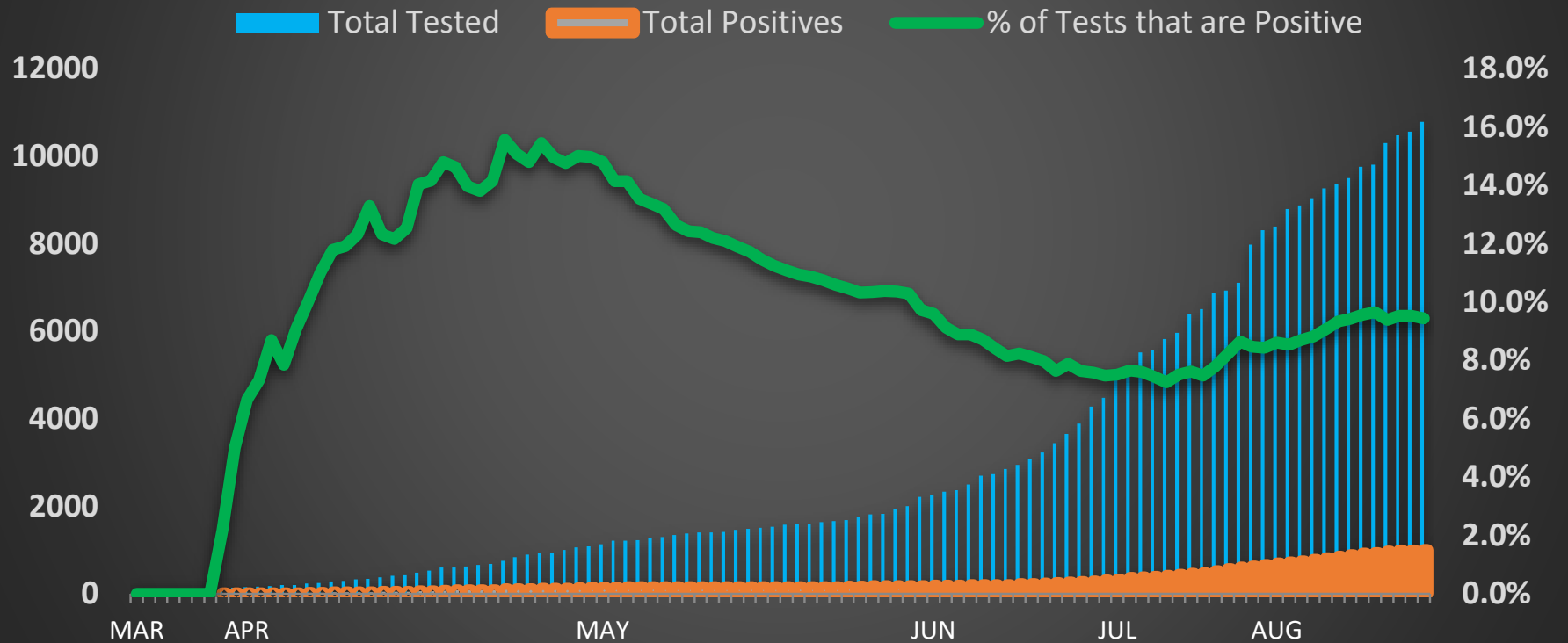
Updated: 09-01-20



% OF TESTS THAT ARE POSITIVE

Rutherford County - COVID-19

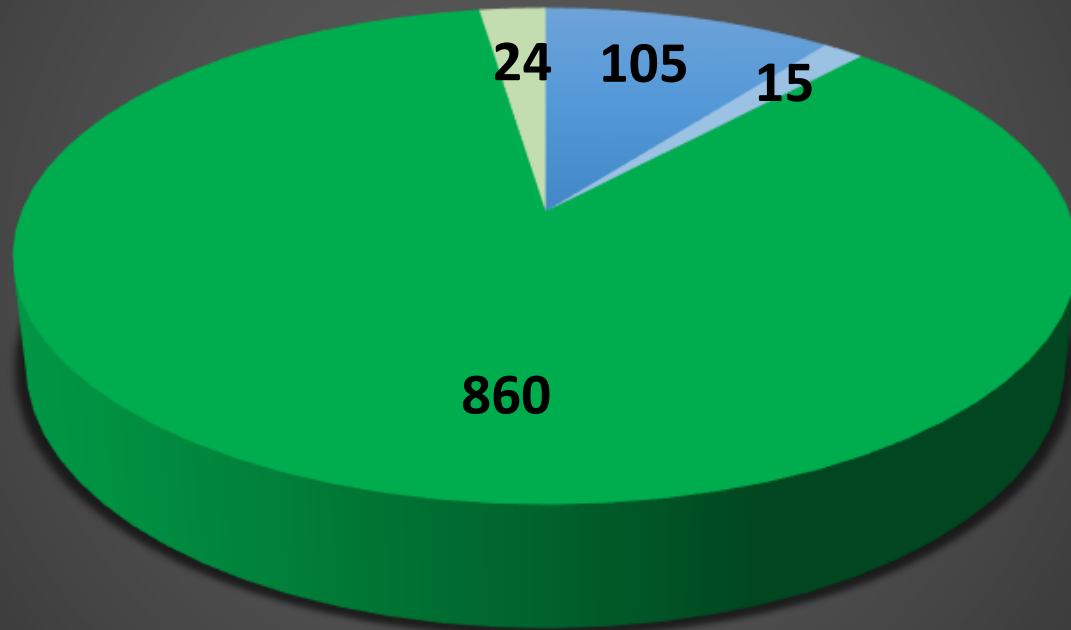
Updated: 09-01-20



STATUS OF POSITIVE CASES

Rutherford County- COVID-19

Updated: 09-01-20



■ Quarantined ■ Hospitalized ■ Out of Quarantine ■ Deceased

ZIP CODE DISTRIBUTION

Rutherford County- COVID-19

Updated: 09-01-20

